

SunnCamp



Air Evolution

Addendum
New Products for 2024/5

ULTIMA PRO AIR 390 (SF2304)

Ultima Pro Air® 390/260/ Poled Annexe (SF2304/SF2305/SF2306)

Features:

- Dual height system (DHS)
- Dual beading 7.2mm/4.2mm
- Roll up front panels with canopy option (poles optional extra)
- Removable right-side panel with secondary mesh and veranda option
- Left and right airflow doorway
- Curtains on all windows
- External peggable mud wall for extra weather protection
- Draught skirt included
- Heavy duty zips
- Supplied with pegs for main pegging points
- Comes with carry/storage bag
- Optional righthand side fit annexe (SF2306)
- **Height Range: 235-265cm**
- **Approx. Pack Size:**
80cm x 45cm (390) **82cm x 40cm** (260) **80cm x 18cm** (Annexe)
- **Approx. Weight: 22Kg** (390) **18Kg** (260) **7Kg** (Annexe)

Designed and inspired by our best-selling Ultima Versara Air, NEW for 2024 is our ULTIMA PRO AIR 390 and ULTIMA PRO AIR 260. Manufactured incorporating our award-winning AIR VOLUTION TECHNOLOGY these awnings have a higher specification and improved features including our NEW Dual Height System (DHS).



Canopy Option (Optional pole set DT0032)

Dual Height System – Our NEW ‘DHS’ allows you to fix your awning to the required height for your van and can be set at either 235-250cm or 250cm-265cm

... with a higher specification and improved features...



DHS (Dual Height System) fits 235-265cm








Optional
12V pump
available
(AC3000)

Veranda option (Optional pole DT0091-B)

Optional
right side fit
annexe
available
(SF2306)

Optional Extras:

	390	260	Annexe
Luxury Awning Carpet	BC1008	BC1004	N/A
Breathable Groundsheet	DT0038	DT0037	DT0066
Rear Pad Pole Set	DT0052	DT0052	N/A
Veranda Pole	DT0091-B	DT0091-B	N/A
Canopy Pole Set	DT0032	DT0032	N/A
Roof Lining	SF2307	SF2308	N/A
Packing Pads	AC2020	AC2020	N/A
12V Pump	AC3000	AC3000	N/A
LED Lighting	EL3001/2	EL3001/2	EL3001/2

- Includes Pump with gauge and dump valve 
- Includes AIR Storm Bars x4  390
- Includes AIR Storm Bars x2  260
- Includes Light Pockets x4  390
- Includes LED Light Pockets x2  260
- Includes Draught Skirt 
- Includes Storm Buckles & Straps 

ULTIMA PRO AIR 260 (SF2305)

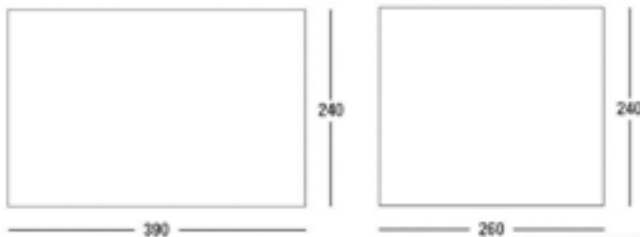


ULTIMA PRO AIR ANNEXE (SF2306)



Optional right side fit annexe available (SF2306)

Floor Plans

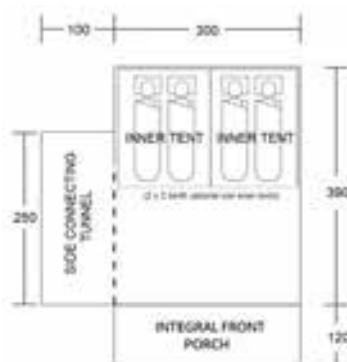


Touring Motor Air[®] LOW / MID (SF2302/SF2310)

Features:

- Drive-away – side tunnel connection
- Includes drive-away pole (270cm/4 sections) and clamp kit
- Multiple attachment options
- Includes tunnel adjustment strap
- Easy access doors
- Integral front porch with windows (120cm depth)
- Front 'D' door with roll back mesh airflow doorways with multi-zip curtains
- Double access doors to left side with curtains
- Access door on right with mesh airflow doorway and curtain
- Sewn in groundsheet
- Two x 2 berth inner tents included
- Tunnel depth 100cm/ Width 250cm
- Adjustable ladder band pegging
- Heavy duty zips
- Supplied with pegs for main pegging points
- Comes with carry/storage bag
- **Fits: Low: 180cm-210cm
Mid: 215cm-255cm**
- **Approx. Pack Size: 80cm x 48cm**
- **Approx. Weight: 27.5Kg**

Floor Plan



TOURING MOTOR AIR[®] - model shown size is LOW



Enhance your outdoor adventures with our NEW drive away TOURING MOTOR AIR awning. Incorporating our award-winning AIR VOLUITION TECHNOLOGY, easy access doors, a sewn in groundsheet, an integral porch, two 2-berth inner tents and our drive away pole and clamp kit included.

Enhance your outdoor adventures with our NEW drive-away TOURING MOTOR AIR awning



Optional
12V pump
available
(AC3000)

Integral front porch



Two x 2 berth inner tents included

Two x 2 berth inner tents, easy access doors, sewn in groundsheet and an integral front porch



Easy access door

Includes Pump
with gauge and dump valve



Includes
Driveway Pole and Clamp kit



Includes
AIR Storm Bars

x3

Includes
Storm Buckles and Straps



Includes
Two x2 Berth Inner Tents



Includes
LED Light Pockets

x3

Swift Motor Air® LOW / MID (SF2301/SF2309)

Features:

- Drive-Away
- Includes Drive-Away pole and clamp kit
- Side tunnel connection to van
- Multiple attachment options
- Includes tunnel adjustment strap
- Roll-up side panels in both sides of tunnel
- Easy access doors
- Curtains on all windows
- Airflow front 'J' door and side door
- Integral front porch
- Sewn in groundsheet
- Two berth inner tent included
- Tunnel depth 115cm/width 235cm
- Adjustable ladder band pegging
- Heavy duty zips
- Comes with carry/storage bag
- Supplied with pegs for main pegging points
- **Approx. Pack size: 80cm x 43cm**
- **Approx. Weight: 20.60Kg**
- **Fits height: Low: 180cm-210cm/Mid: 215cm-255cm**



Side connecting tunnel

Integral front porch

Our NEW, side connecting SWIFT MOTOR AIR drive away awning, offers you extra practical living/sleeping space to enhance your outdoor experience. Amongst the many features, is an integral front porch, easy access doors, a sewn in groundsheet and a two-berth inner tent. This motor awning is also supplied complete with our drive away pole and clamp kit.

Extra practical living/sleeping space to enhance your outdoor experience

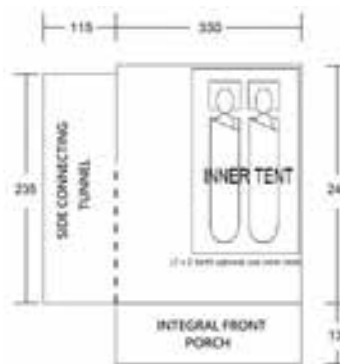


Optional
12V pump
available
(AC3000)


The Swift Motor Air comes with an integral front porch and easy access doors



Floor Plan



Includes  Driveway Pole and Clamp kit

Includes Pump  with gauge and dump valve

Includes  Storm Buckles & Straps

Includes AIR Storm Bars **x2**

Includes LED Light Pockets **x2**

Features a sewn in groundsheet and two-berth inner tent




Swift Van Air[®] Sun Canopy 260 LOW (SF2303)

Features:

- Non drive-away
- Heavy duty zips
- Dual beading 6.2mm/4.2mm
- Zip open/rollup side panels
- Adjustable ladder band pegging
- External peggable mud wall
- Comes with carry/storage bag
- Supplied with pegs for main pegging points
- Optional luxury carpet available (BC1004)
- Optional breathable groundsheet available (DT0037)
- **Approx. Weight: 6.90Kg**
- **Approx. Pack size: 67x27cm**
- **Fits vans 185cm-200cm**

A quick fit, non-drive-away, sun canopy incorporating our award-winning AIR VOLUTION TECHNOLOGY for quick pitch and take down. This sun canopy has dual beading as a feature, allowing the sun canopy to fit into most wind out blinds or pre-fitted aftermarket rails (check fitment with your dealer). the SWIFT VAN AIR SUN CANOPY 260 looks stylish and makes the perfect sun canopy at a fantastic price!

Floor Plan



Includes Pump with gauge and dump valve

Includes Storm Buckles & Straps

SWIFT VAN AIR[®] SUN CANOPY 260 LOW (SF2303)



Optional 12V pump available (AC3000)



Roll up side panels